

MODEL: ARES - 24  
ARES - 36

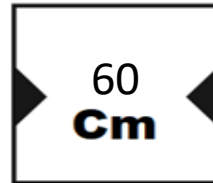


- SS Negro Mate
- Dos conductos de chimenea de 400mm c/u
- Potencia de extracción de 750 M3 / h , 441 CFM
- 2x15 W Luces LED
- Con filtro de Carbon
- 110 V / 60 Hz
- Control táctil de 3 velocidades
- Filtro BAFFLE
- Instalación de Pared

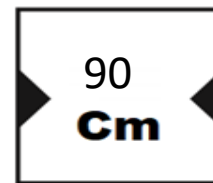


N.W Kg / G.W Kg (60 cm)

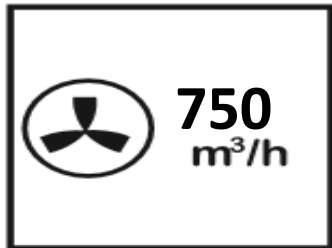
N.W 25 Kg / G.W 25 Kg (90 cm)




24 Pulgadas



36 Pulgadas



441 CFM



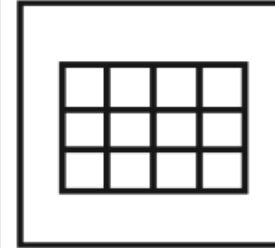
LED



Recirculación



3 Velocidades



BAFFLE